

DIAGRAM 1a-1: COMPETITION / CONTROL AREA (Without Media)

Relevant Rules: 1, 1.4.5, 1.4.6, 4.2.1, 4.2.3.1, 15.4.4, 19.3.2.7, 21.3.2.1, 21.3.3.1, 23.1, 24.1, 25.1, 26.1

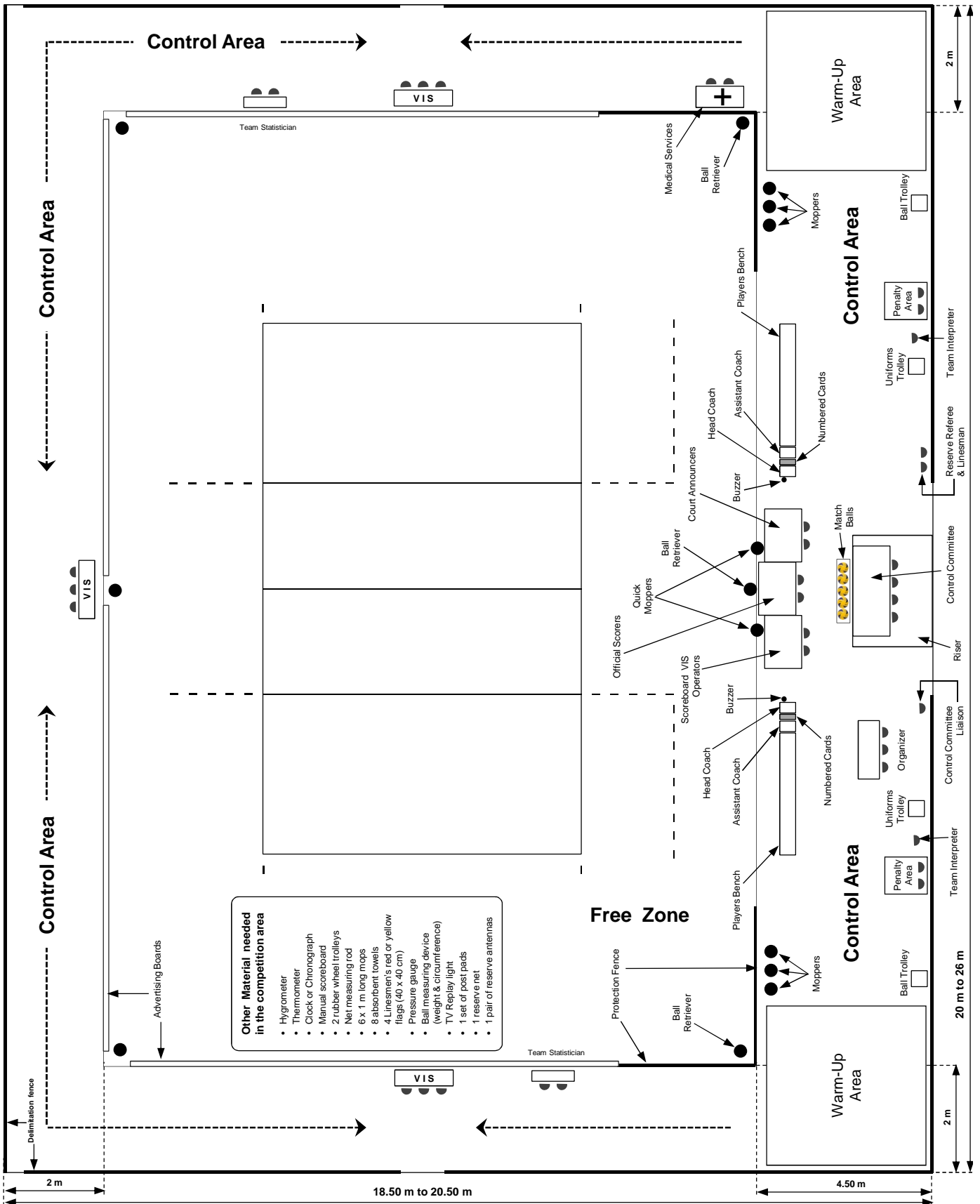


DIAGRAM 1a-2: COMPETITION / CONTROL AREA – The Media

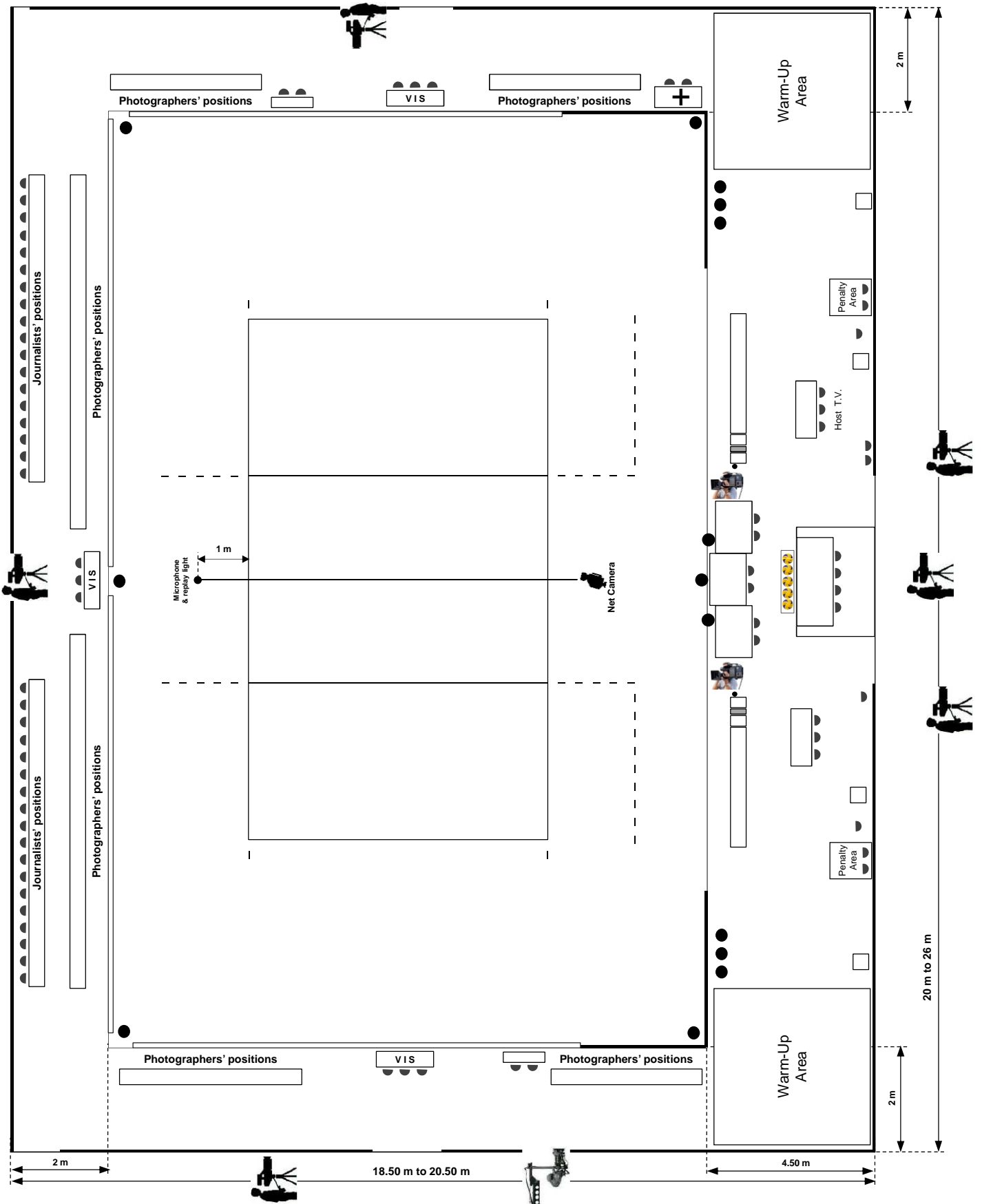


DIAGRAM 1b: THE PLAYING AREA

Relevant Rules: 1, 1.4, 1.4.2, 1.4.3, 1.4.4, 1.4.5, 1.4.6, 4.2.1, 4.2.3.1, 15.10.1, 19.3.1.4, 19.3.2.7, 21.3.2.1, 23.1, 24.1, 25.1, 26.1

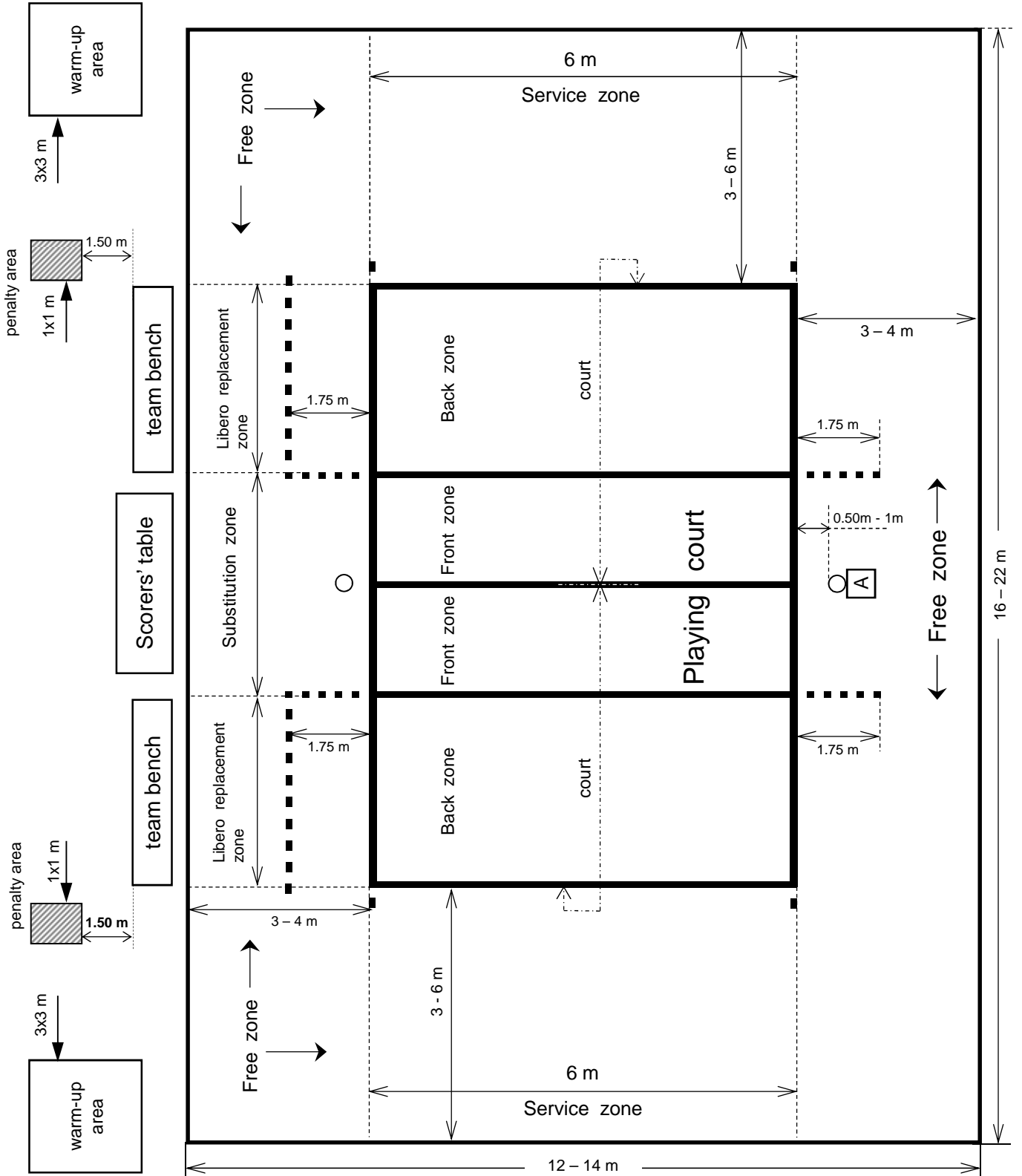


DIAGRAM 2: THE PLAYING COURT

Relevant Rules: 1.1, 1.3, 1.3.3, 1.3.4, 1.4.1, 5.2.3.4

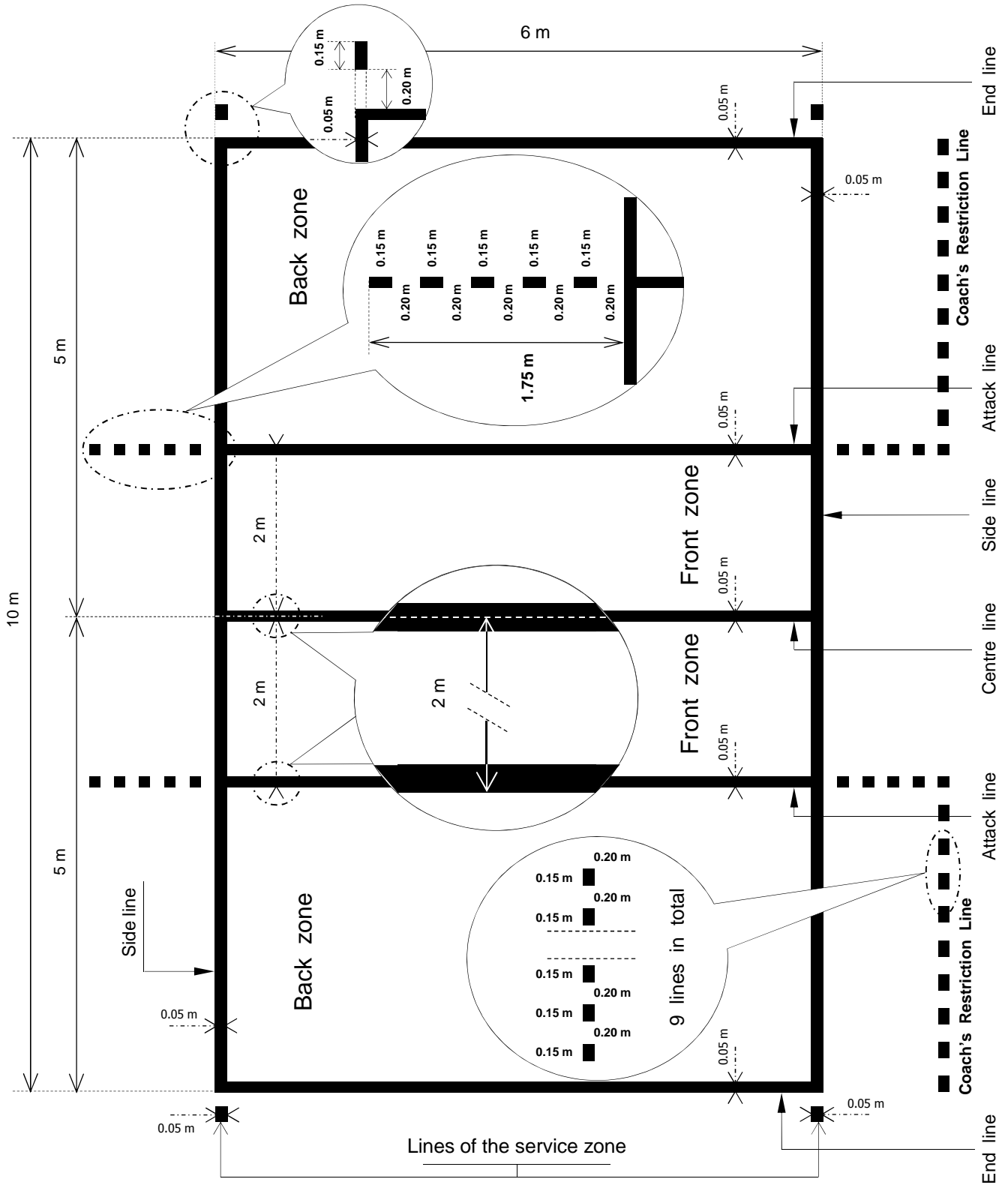


DIAGRAM 3: DESIGN OF THE NET

Relevant Rules: 2, 2.1.6, 2.2, 2.3, 2.4, 2.5.1, 11.3.1, 11.3.2, 27.2.1.6

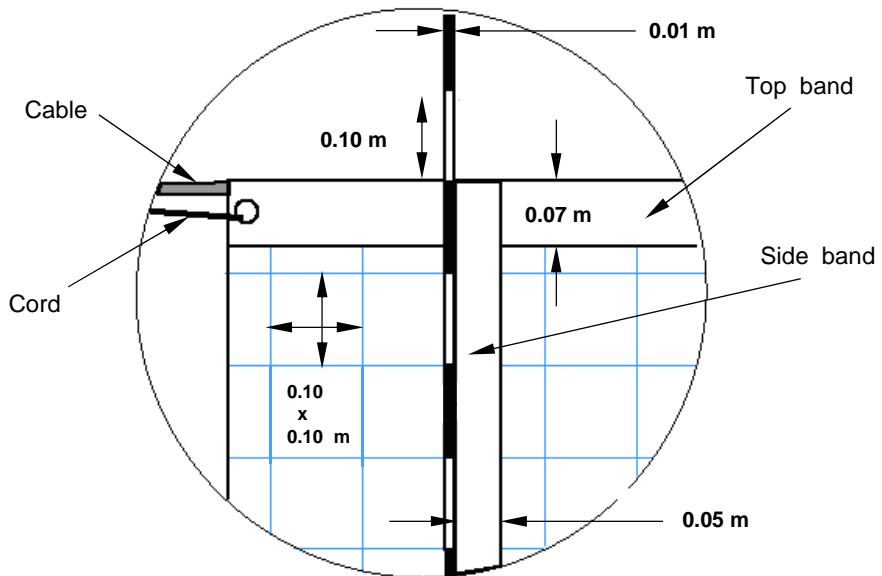
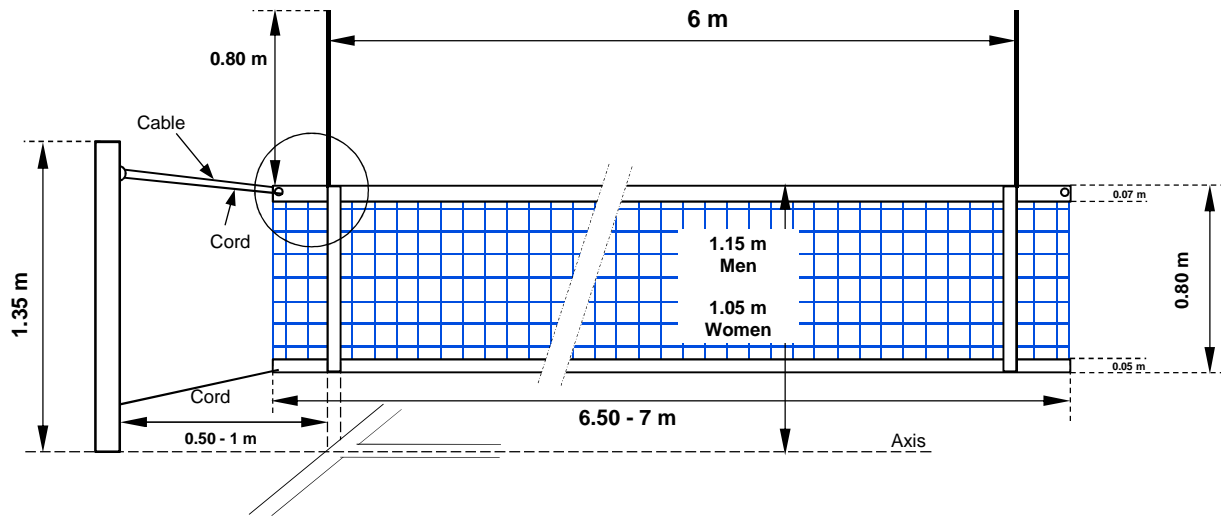
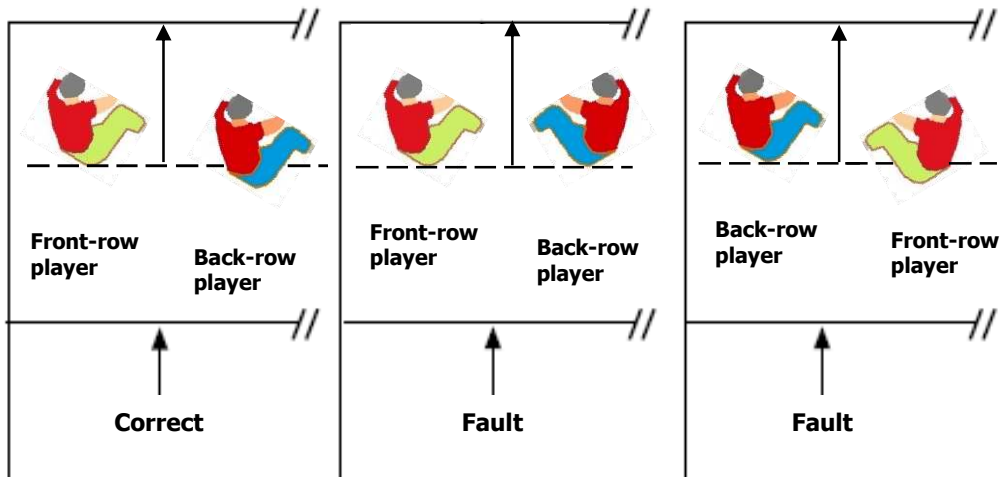


DIAGRAM 4: POSITION OF PLAYERS

Relevant Rules: 7.4, 7.4.3, 7.5, 23.3.2.3a, 24.3.2.2

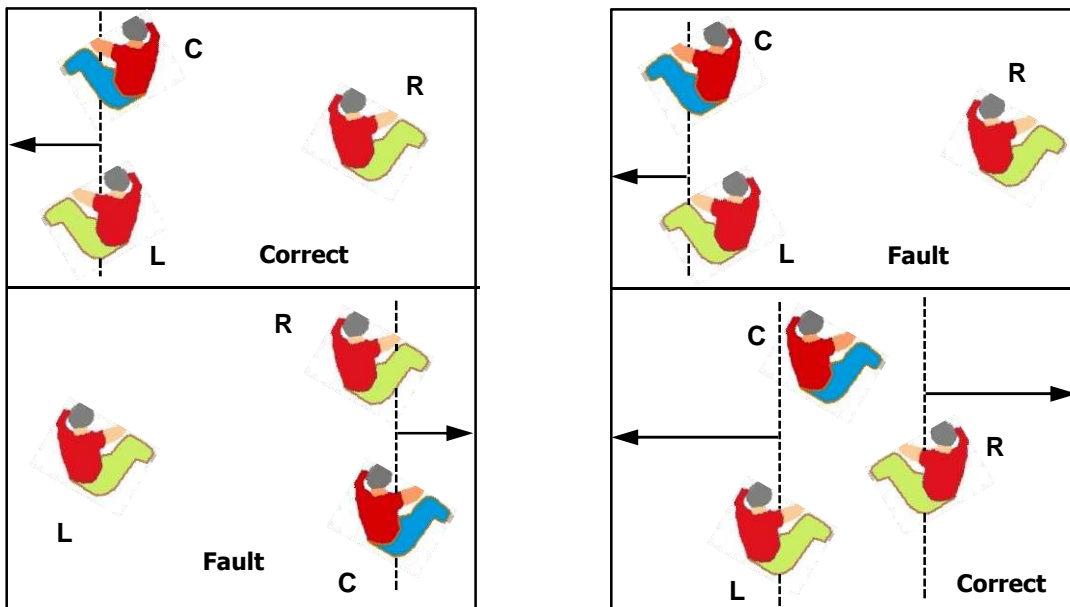
Example A:

Determination of the positions between a front-row player and the corresponding back-row player



Example B:

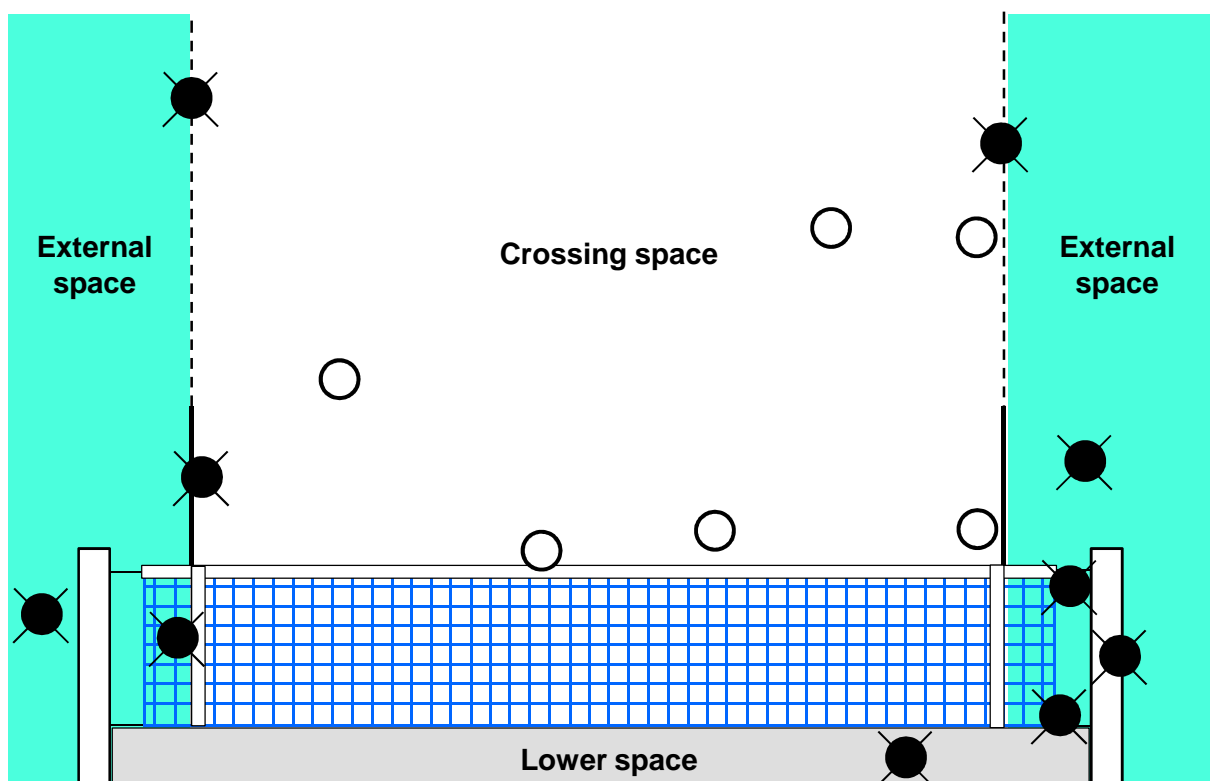
Determination of the positions between players of the same row



C = centre player R = right player L = left player

DIAGRAM 5a: BALL CROSSING THE VERTICAL PLANE OF THE NET TO THE OPPONENT COURT

Relevant Rules: 2.4, 8.4.3, 8.4.4, 8.4.5, 10.1.1, 10.1.3, 24.3.2.7, 27.2.1.3, 27.2.1.7

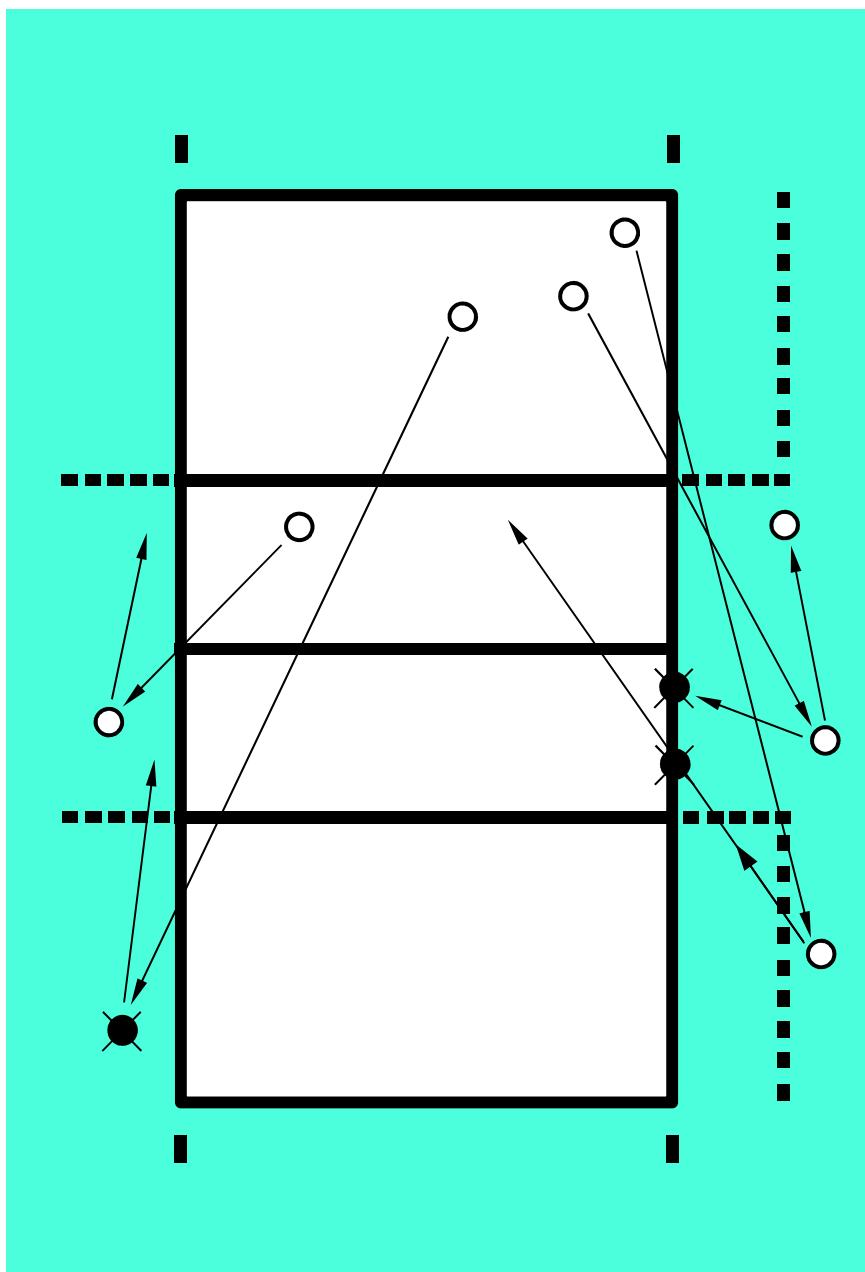


● = Fault

○ = Correct crossing

DIAGRAM 5b: BALL CROSSING THE VERTICAL PLANE OF THE NET TO THE OPPONENT FREE ZONE

Relevant Rules: 10.1.2, 10.1.2.2, 24.3.2.7

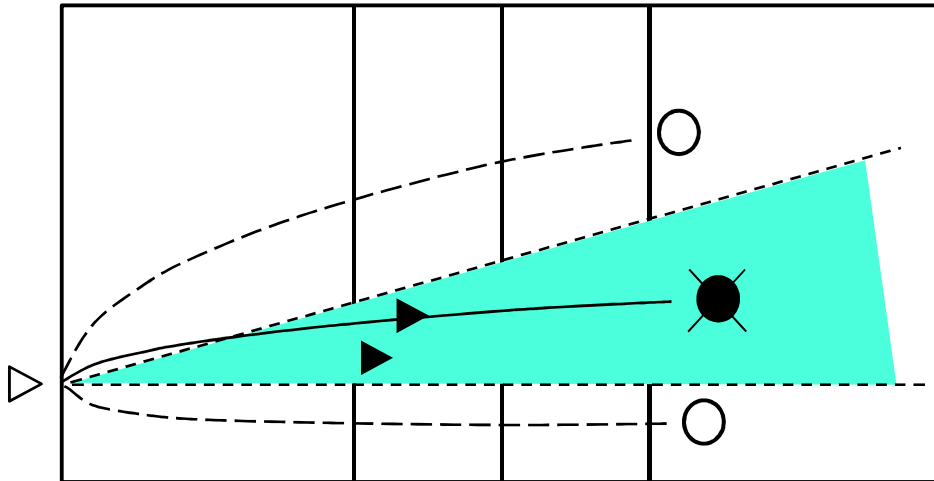


● = Fault

○ = Correct

DIAGRAM 6: COLLECTIVE SCREEN

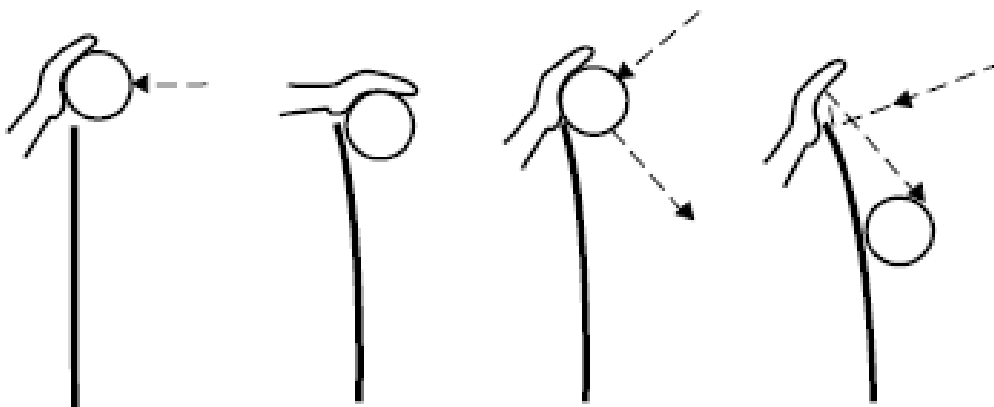
Relevant Rules: 12.5, 12.5.2, 23.3.2.3a



○ = Correct ● = Fault

DIAGRAM 7: COMPLETED BLOCK

Relevant Rule: 14.1.3



Ball above
the net

Ball lower than
the top of the net

Ball touches
the net

Ball bounces
off the net

DIAGRAM 8: BACK ROW PLAYER'S ATTACK

Relevant Rules: 13.2.2, 13.2.3, 23.3.2.3d, 24.3.2.4

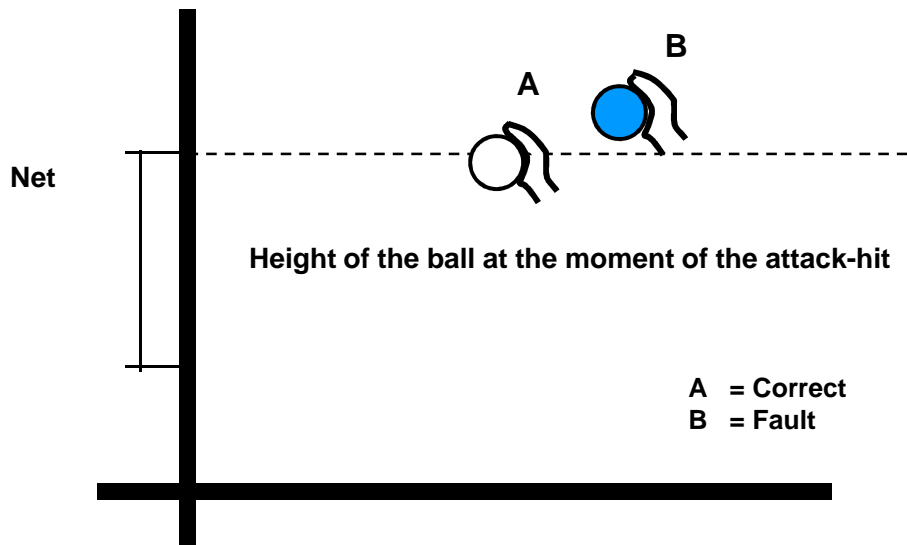
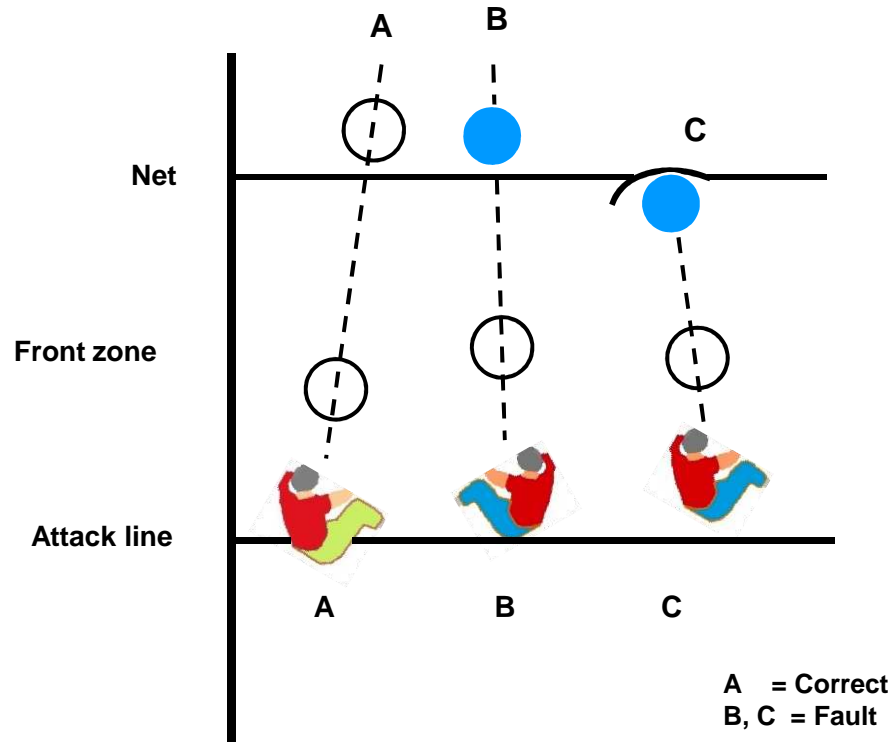


DIAGRAM 9: SANCTION SCALES

Relevant Rules: 16.2, 21.3, 21.4.2

MISCONDUCT SANCTION SCALE					
CATEGORIES	OCCURRENCE	OFFENDER	SANCTION	CARDS	CONSEQUENCE
RUDE CONDUCT	First	Any member	Penalty	Hand signal No. 6b – Red card	A point and service to the opponent
	Second	Same member	Expulsion	Hand signal No. 7 – Red+Yellow cards jointly	Player leaves playing area and stays in the penalty area for the remainder of the set
	Third	Same member	Disqualification	Hand signal No. 8 - Red+Yellow cards separately	Player leaves the Competition Control Area for the remainder of the match
OFFENSIVE CONDUCT	First	Any member	Expulsion	Hand signal No. 7 – Red+Yellow cards jointly	Player leaves playing area and stays in the penalty area for the remainder of the set
	Second	Same member	Disqualification	Hand signal No. 8 - Red+Yellow cards separately	Player leaves the Competition Control Area for the remainder of the match
AGGRESSION	First	Any member	Disqualification	Hand signal No. 8 - Red+Yellow cards separately	Player leaves the Competition Control Area for the remainder of the match

DELAY SANCTION SCALE					
CATEGORIES	OCCURRENCE	OFFENDER	DETERRENT or SANCTION	CARDS	CONSEQUENCE
DELAY	First	Any member of the team	Delay Warning	Hand signal No. 25 with Yellow card	Prevention – no penalty
	Second and subsequent	Any member of the team	Delay Penalty	Hand signal No. 25 with Red card	A point and service to the opponent

DIAGRAM 10: LOCATION OF REFEREEING CORPS AND THEIR ASSISTANTS

Relevant Rules: 3.3, 23.1, 24.1, 25.1, 26.1, 27.1

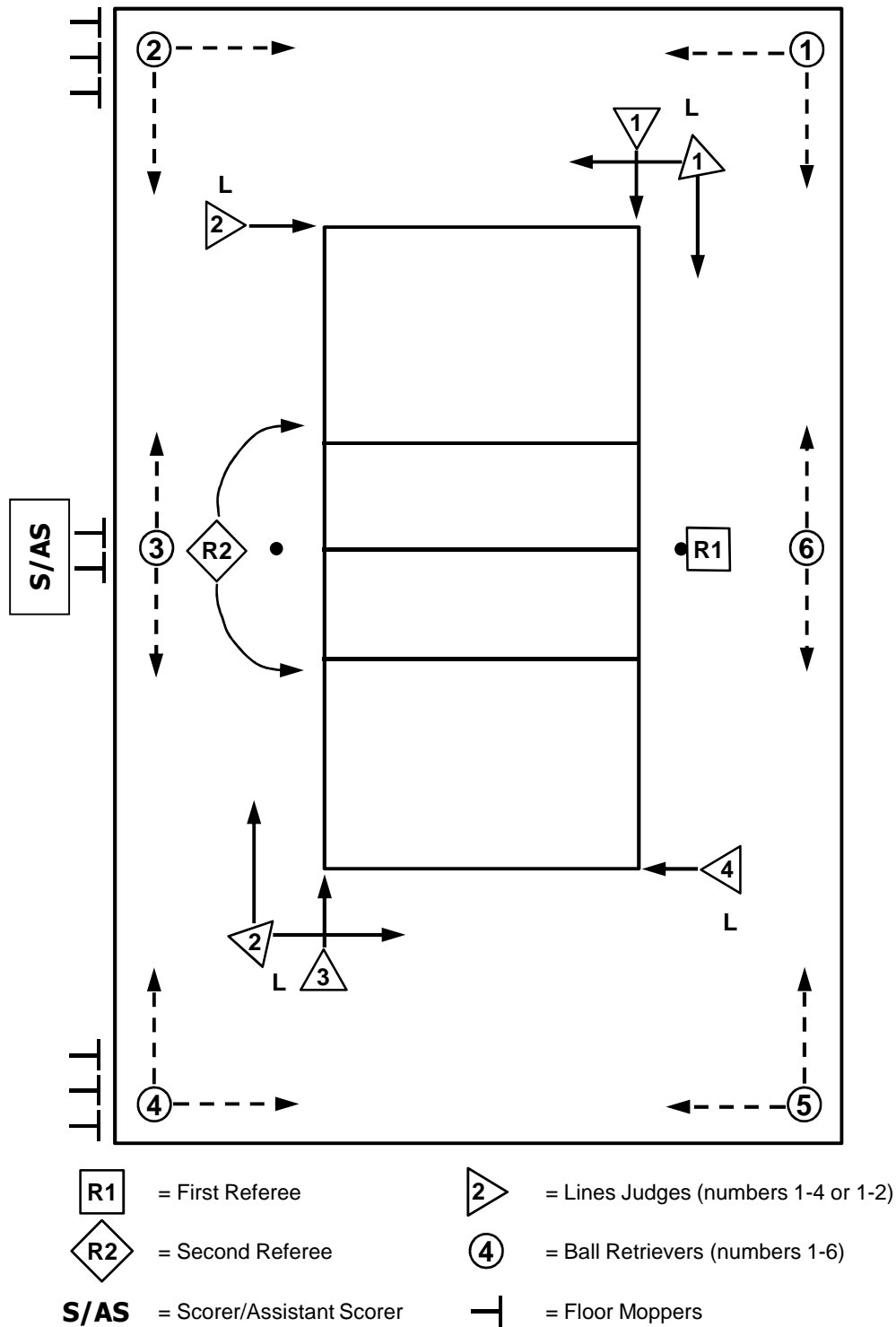


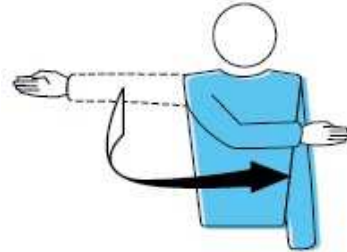
DIAGRAM 11: REFEREES' OFFICIAL HAND SIGNALS

1 AUTHORISATION TO SERVE

Relevant Rules: 12.3, 22.2.1.1

Move the hand to indicate direction of service

F



2 TEAM TO SERVE

Relevant Rules: 22.2.3.1, 22.2.3.2, 22.2.3.4

Extend the arm to the side of team that will serve

F S

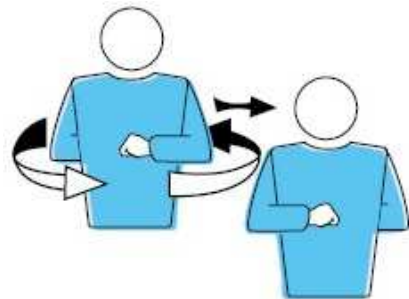


3 CHANGE OF COURTS

Relevant Rule: 18.2

Raise the forearms front and back and twist them around the body

F

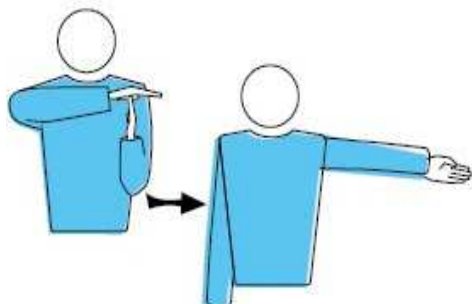


4 TIME-OUT

Relevant Rule: 15.4.1

Place the palm of one hand over the fingers of the other, held vertically (forming a T) and then indicate the requesting team

F S



5 SUBSTITUTION

Relevant Rules: 15.5.1, 15.5.2, 15.8

Circular motion of the forearms around each other

F S



6a MISCONDUCT WARNING

Relevant Rules: 21.1, 21.6

Show a yellow card for warning

F



6b MISCONDUCT PENALTY

Relevant Rules: 21.3.1, 21.6, 23.3.2.2

Show a red card for penalty

F



7 EXPULSION

Relevant Rules: 21.3.2, 21.6, 23.3.2.2

Show both cards jointly for expulsion

F

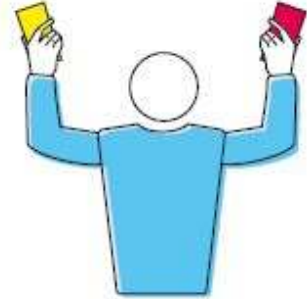


8 DISQUALIFICATION

Relevant Rules: 21.3.3, 21.6, 23.3.2.2

Show red and yellow cards separately for disqualification

F



9 END OF SET (OR MATCH)

Relevant Rules: 6.2, 6.3

Cross the forearms in front of the chest, hands open

F S

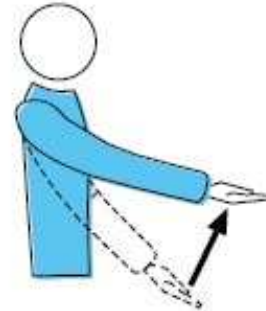


10 BALL NOT TOSSED OR RELEASED AT THE SERVICE HIT

Relevant Rule: 12.4.1

Lift the extended arm, the palm of the hand facing upwards

F



11 DELAY IN SERVICE

Relevant Rule: 12.4.4

Raise eight fingers, spread open

F

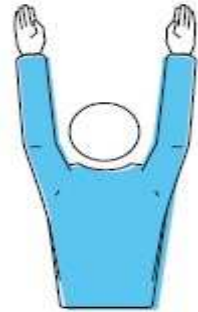


12 BLOCKING FAULT OR SCREENING

Relevant Rules: 12.5, 12.6.2.3, 14.6.3,
19.3.1.3, 23.3.2.3a, g, 24.3.2.4

Raise both arms vertically, palms forward

F S



13 POSITIONAL OR ROTATIONAL FAULT

Relevant Rules: 7.5, 7.7, 23.3.2.3a, 24.3.2.2

Make a circular motion with the forefinger

F S



14 BALL "IN"

Relevant Rule: 8.3

Point the arm and fingers toward the floor

F S



15 BALL "OUT"

Relevant Rules: 8.4.1, 8.4.2, 8.4.3, 8.4.4,
24.3.2.5, 24.3.2.7

Raise the forearms vertically, hands open,
palms towards the body

F S



16 CATCH

Relevant Rules: 9.2.2, 9.3.3, 23.3.2.3b

Slowly lift the forearm, palm of the hand facing upwards

F




17 DOUBLE CONTACT

Relevant Rules: 9.3.4, 23.3.2.3b

Raise two fingers, spread open

F



18 FOUR HITS

Relevant Rules: 9.3.1, 23.3.2.3b

Raise four fingers, spread open

F S

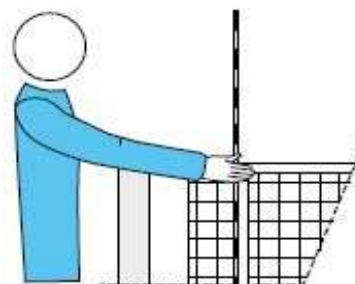


19 NET TOUCHED BY PLAYER or SERVED BALL FAILS TO PASS TO THE OPPONENT THROUGH CROSSING SPACE

Relevant Rules: 11.4.4, 12.6.2.1

Indicate the relevant side of the net with the corresponding hand

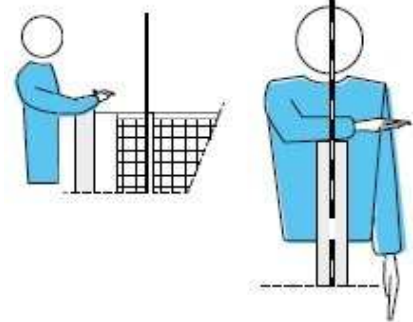
F S



20 REACHING BEYOND THE NET

Relevant Rules: 11.4.1, 13.3.1, 14.3, 14.6.1, 23.3.2.3c

Place a hand above the net, palm facing downwards



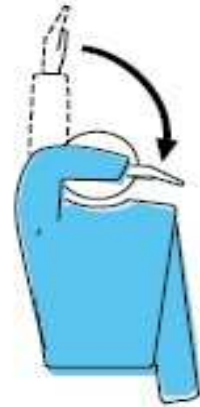
F

21 ATTACK HIT FAULT

Relevant Rules:

- by a back-row player or by a libero:
13.3.3, 13.3.4, 13.3.5, 23.3.2.3d, e, 24.3.2.4
- on an overhand finger pass by the libero in his/her front zone or its extension:
13.3.6

Make a downward motion with the forearm, hand open



F

S

22 PENETRATION INTO THE OPPONENT COURT or BALL CROSSING THE LOWER SPACE or THE SERVER TOUCHES THE COURT (END LINE) WITH HIS/HER BUTTOCKS or THE PLAYER SITS OUTSIDE HIS/HER COURT AT THE MOMENT OF THE SERVICE HIT

Relevant Rules: 8.4.5, 11.2.2, 12.4.3, 23.3.2.3a, f, 24.3.2.1

Point to the centre line or to the relevant line



F

S

23 DOUBLE FAULT AND REPLAY

Relevant Rules: 6.1.2.2, 17.2, 22.2.3.4

Raise both thumbs vertically

F



24 BALL TOUCHED

Relevant Rules: 23.3.2.3b, 24.2.2

Brush with the palm of one hand the fingers of the other, held vertically

F S

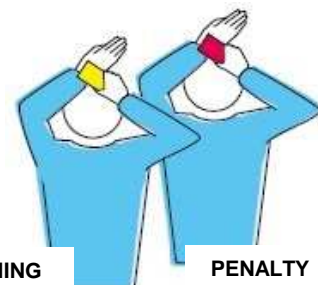


25 DELAY WARNING / DELAY PENALTY

Relevant Rules: 15.11.3, 16.2.2, 23.3.2.2

Cover the wrist with a yellow card (warning) and with a red card (penalty)

F



26 LIFTING

Relevant Rules: 9.3.5, 9.4.1, 9.4.2, 24.3.2.8

Hold the hands horizontally, palms together and raise the upper palm from the lower palm

F S

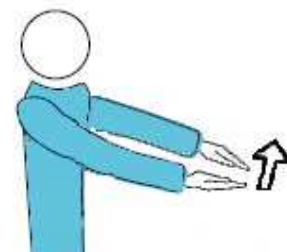


DIAGRAM 12: LINE JUDGES' OFFICIAL FLAG SIGNALS

1 BALL "IN"

Relevant Rules: 8.3, 27.2.1.1

Point down with flag



2 BALL "OUT"

Relevant Rules: 8.4.1, 27.2.1.1

Raise flag vertically



3 BALL TOUCHED

Relevant Rule: 27.2.1.2

Raise flag and touch the top with the palm of the free hand



4 CROSSING SPACE FAULTS, BALL TOUCHED AN OUTSIDE OBJECT, OR BUTTOCKS FAULT BY ANY PLAYER DURING SERVICE

Relevant Rules: 8.4.2, 8.4.3, 8.4.4, 12.4.3, 27.2.1.3, 27.2.1.4, 27.2.1.6, 27.2.1.7

Wave flag over the head and point to the antenna or the respective line



5 JUDGEMENT IMPOSSIBLE

Raise and cross both arms and hands in front of the chest

